NHS Acute Trusts Survey of Outpatient Departments 2003

Queen Mary's Sidcup NHS Trust

For details on how to interpret these charts and tables, please refer to the document on the patient survey results section of the CHI website. The trusts results are not shown where there are fewer than 30 responses to a question.

Access and waiting

How long did you wait to get an outpatient appointment?

Was your appointment changed by the hospital?

How long did you wait in the outpatients department before the appointment started?

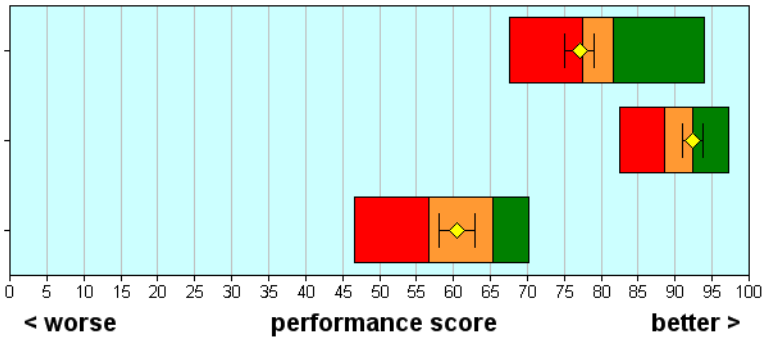

Safe, high quality, coordinated care

Before your appointment, did you know who to contact if your symptoms got worse?

Did you have confidence and trust in the doctor?

Was the doctor aware of your medical history?

Did you have confidence/trust in other healthcare professionals?

Did different members of staff give conflicting information?

Were you told about danger signals to watch for after going home?

Were you told who to contact after going home, if worried about condition/treatment?

How well organised was the outpatients department?

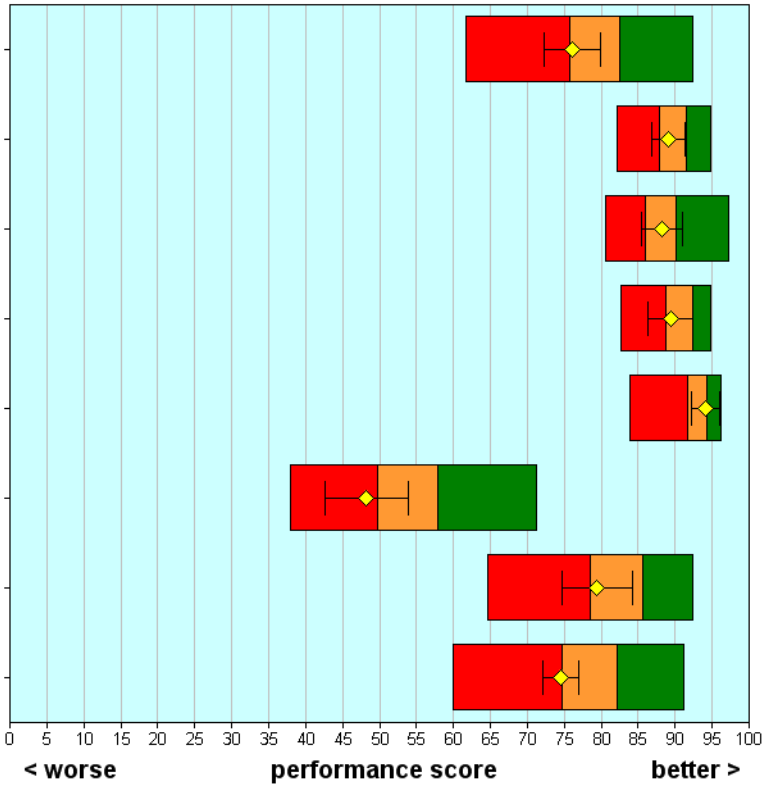

- Best performing 20% of trusts
- Intermediate 60% of trusts
- Worst performing 20% of trusts
- This trust (trust's score shown as a yellow diamond, with 95% confidence intervals marked by vertical lines on either side)

NHS Acute Trusts Survey of Outpatient Departments 2003

Queen Mary's Sidcup NHS Trust

Better information, more choice

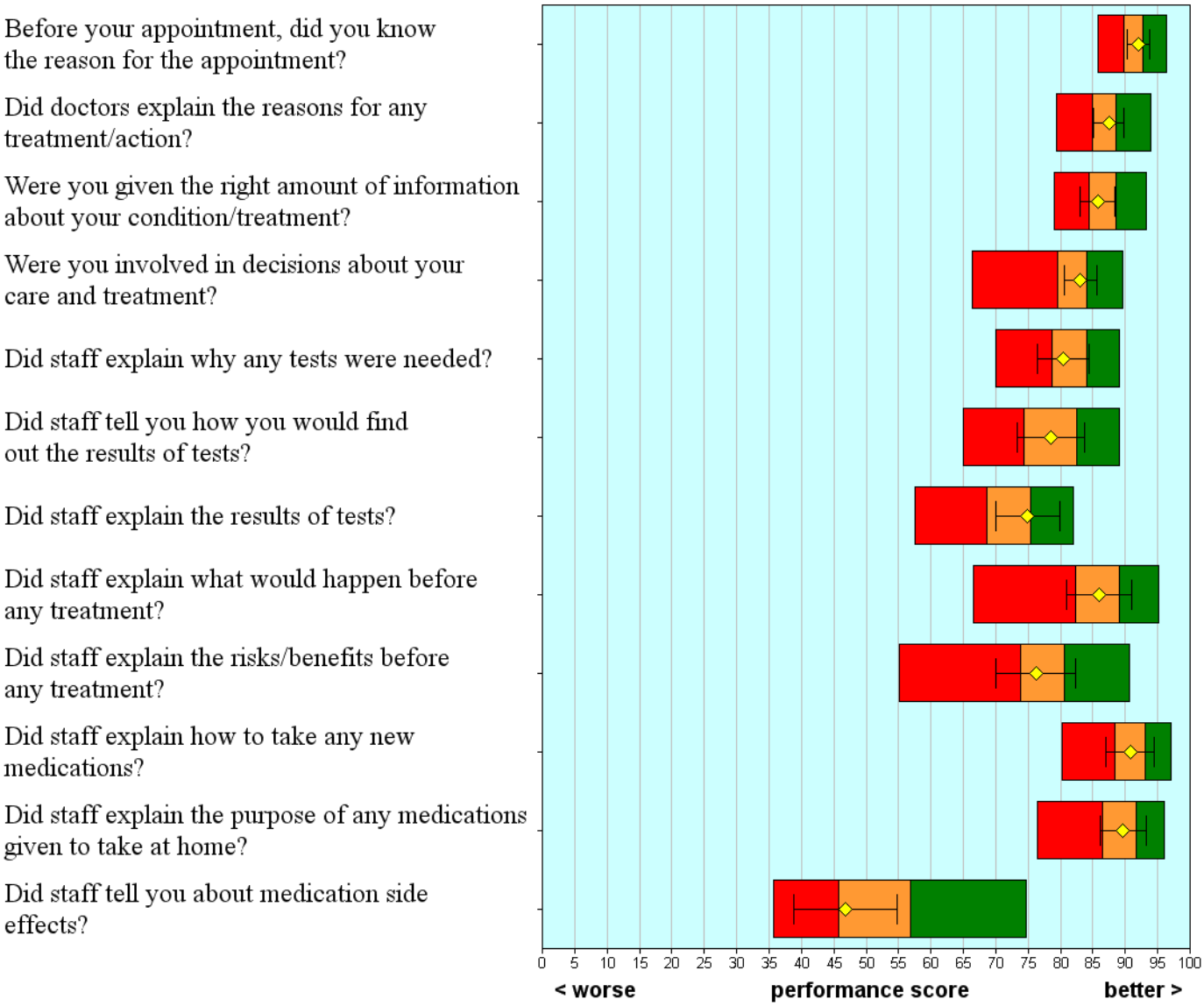

- Best performing 20% of trusts
- Intermediate 60% of trusts
- Worst performing 20% of trusts
- This trust (trust's score shown as a yellow diamond, with 95% confidence intervals marked by vertical lines on either side)

NHS Acute Trusts Survey of Outpatient Departments 2003

Queen Mary's Sidcup NHS Trust

Building relationships

Did you have enough time to discuss your problem with the doctor?

Did the doctor listen to what you had to say?

Did you think the doctor was deliberately not telling you things you wanted to know?

Did the doctor answer your questions clearly?

Did other health care professionals answer your questions clearly?

Did doctors/other staff talk in front of you as if you weren't there?

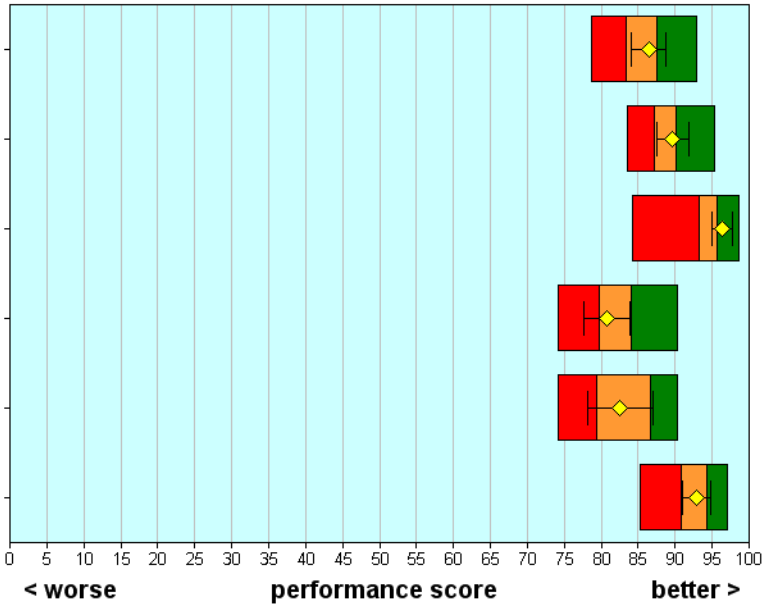

Clean, comfortable, friendly place to be

Were you told how long you would have to wait for the appointment to start?

Were you told why you had to wait?

How clean was the outpatients department?

How clean were the toilets in the outpatients department?

Were you treated with respect and dignity?

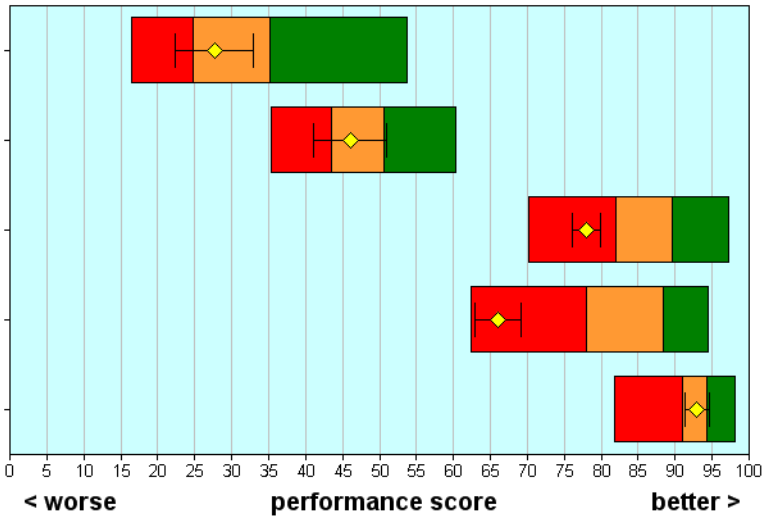

Overall impression

Overall, how would you rate the care received in the outpatients department?

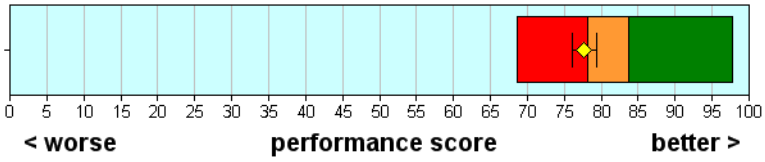

- Best performing 20% of trusts
- Intermediate 60% of trusts
- Worst performing 20% of trusts
- This trust (trust's score shown as a yellow diamond, with 95% confidence intervals marked by vertical lines on either side)

NHS Acute Trusts Survey of Outpatient Departments 2003

Queen Mary's Sidcup NHS Trust

		Scores for this NHS Trust	95% Confidence Intervals Lower	95% Confidence Intervals Upper	Threshold score for the best 20% of NHS Trusts	Highest score achieved (all Trusts)	Number of respondents (this Trust)
Access and waiting							
A1	How long did you wait to get an outpatient appointment?	77	75	79	82	94	473
A4	Was your appointment changed by the hospital?	92	91	94	92	97	514
B1	How long did you wait in the outpatients department before the appointment started?	61	58	63	65	70	506
Safe, high quality, coordinated care							
A3	Before your appointment, did you know who to contact if your symptoms got worse?	76	72	80	82	92	507
D8	Did you have confidence and trust in the doctor?	89	87	91	91	95	433
D9	Was the doctor aware of your medical history?	88	86	91	90	97	394
E4	Did you have confidence/trust in other healthcare professionals?	89	86	92	92	95	248
F5	Did different members of staff give conflicting information?	94	92	96	94	96	503
H5	Were you told about danger signals to watch for after going home?	48	43	54	58	71	259
H6	Were you told who to contact after going home, if worried about condition/treatment?	79	75	84	86	92	281
J1	How well organised was the outpatients department?	75	72	77	82	91	501
Better information, more choice							
A2	Before your appointment, did you know the reason for the appointment?	92	90	94	93	96	516
D4	Did doctors explain the reasons for any treatment/action?	87	85	90	89	94	403
F4	Were you given the right amount of information about your condition/treatment?	86	83	88	89	93	492
F6	Were you involved in decisions about your care and treatment?	83	81	86	84	90	499
G2	Did staff explain why any tests were needed?	80	76	84	84	89	270
G3	Did staff tell you how you would find out the results of tests?	79	73	84	82	89	248
G4	Did staff explain the results of tests?	75	70	80	75	82	224
G6	Did staff explain what would happen before any treatment?	86	81	91	89	95	139
G7	Did staff explain the risks/benefits before any treatment?	76	70	82	81	91	128
H2	Did staff explain how to take any new medications?	91	87	95	93	97	163
H3	Did staff explain the purpose of any medications given to take at home?	90	86	93	92	96	165
H4	Did staff tell you about medication side effects?	47	39	55	57	75	137

NHS Acute Trusts Survey of Outpatient Departments 2003

Queen Mary's Sidcup NHS Trust

		Scores for this NHS Trust	95% Confidence Intervals Lower	95% Confidence Intervals Upper	Threshold score for the best 20% of NHS Trusts	Highest score achieved (all Trusts)	Number of respondents (this Trust)
Building relationships							
D2	Did you have enough time to discuss your problem with the doctor?	86	84	89	88	93	432
D5	Did the doctor listen to what you had to say?	90	87	92	90	95	427
D6	Did you think the doctor was deliberately not telling you things you wanted to know?	96	95	98	96	99	428
D7	Did the doctor answer your questions clearly?	81	78	84	84	90	344
E3	Did other health care professionals answer your questions clearly?	83	78	87	87	90	178
F3	Did doctors/other staff talk in front of you as if you weren't there?	93	91	95	94	97	502
Clean, comfortable, friendly place to be							
B2	Were you told how long you would have to wait for the appointment to start?	28	22	33	35	54	241
B3	Were you told why you had to wait?	46	41	51	51	60	234
C1	How clean was the outpatients department?	78	76	80	90	97	506
C2	How clean were the toilets in the outpatients department?	66	63	69	88	94	342
J2	Were you treated with respect and dignity?	93	91	95	94	98	508
Overall impression							
J3	Overall, how would you rate the care received in the outpatients department?	78	76	79	84	98	509

NHS Acute Trusts Survey of Outpatient Departments 2003

Queen Mary's Sidcup NHS Trust

Background Information

The sample	This trust	All trusts
Number of respondents	524	90552
Response rate (percentage)	62	63

Demographic characteristics	This trust	All trusts
Gender (percentage)	(%)	(%)
Male	41	42
Female	59	58
Age group (percentage)	(%)	(%)
Aged 16 - 35	10	11
Aged 36 - 50	18	18
Aged 51 - 65	24	29
Aged 66 or older	48	42
Ethnic group (percentage)	(%)	(%)
White	87	90
Mixed	0	0
Asian or Asian British	2	2
Black or Black British	2	2
Chinese or other ethnic group	1	0
Not known	8	5